




































TD-20/20 FUNCTIONS QUICK REFERENCE

FUNCTION	KEY (from HOME screen)	TD-20/20 MANUAL REFERENCE
HOME screen	 (from most screens)	p. 12
Adjust Screen Brightness <small>(LCD contrast)</small>	 or 	p. 9
SETUP screen		p. 12
Delay <small>(0 - 100 seconds)</small>	  	p. 13
Integrate Time <small>(4 - 999 seconds)</small>	  	p. 13
Replicates <small>(1 - 20 replicates)</small>	  	p. 13
Standard (STD) or Dual-Luciferase™ Rptr (DLR) Mode	  	p. 13, 25
Run Sample		p. 25
Program Injector(s) <small>(50 - 250 µl volume)</small>	  or 	p. 18
Sensitivity Adjust or Set to Default	 <888>  or 	p. 27
View Last Sensitivity Adjust	 	p. 28
Print Last Sensitivity Adjust	 	p. 28
Blanking Screens		p. 14
Reset Sample # Index	 	p. 26
Kinetics Software <small>(luminescence over time)</small>	 	p. 16
View Diagnostic Screens	 	p. 39
Print or Send Data to Computer		p. 32